
2026
SURVEY OF
AM EMISSION NRSC-2
PERFORMANCE
FOR
KSAMple - 1500 kHz -Day Mode
Anywhere, NE

BY
Ed Holloway
Today's Sound, LLC
8310 Sandalwood Dr.
Lincoln, NE
68510
402-326-1139
1/2/2026

Emission Performance Measurements as required by the FCC Rules: 73.44 & 73.1590

Were taken on station: KSAMple-Day Freq: 960 TPO: 5000 OMNI DA
 On: 1/2/2026 Between: 9:00 & 11:00 Central Monitor Location 40-48-29 N
96-41-59 W

METHODOLOGY

Measuring vehicle was driven to a location approximately 1 kilometer from the tower site, or as indicated above. A model LP-3 Shielded loop antenna manufactured by Chris Scott and Associates was used for these measurements. The antenna was rotated to give maximum signal from the station under test while other signals were watched to see if their levels increased or decreased from the station under test. An Anritsu MT8222A spectrum analyzer was used. During bandwidth measurements, A res bandwidth of 300Hz was used and a Chris Scott Low loss AM Notch filter may have been used to improve the + - 75KHz Plus noise floor readings. For harmonic measurements, a Potomac FIM-41 was utilised.

BANDWIDTH MEASUREMENTS

CARRIER	<u>ABSOLUTE</u>		<u>NORMALIZED</u>		<u>FCC LIMIT</u>
	-26.3		0		0
±10.2 KHz	-84.95	-86.73	-58.65	-60.43	-25 dBc
±20 KHz	-100.14	-102.4	-73.84	-76.1	-35 dBc
±30 KHz	-108.32	-108.68	-82.02	-82.38	-35 dBc
±40 KHz	108.86	-110.22	135.16	-83.92	-45 dBc
±50 KHz	-108.26	-108.45	-81.96	-82.15	-55 dBc
±60 KHz	-110.08	-109.55	-83.78	-83.25	-65 dBc
>±75 KHz	-110.42	-110.46	-84.12	-84.16	-80 dBc

HARMONIC MEASUREMENTS

	<u>Frequency</u>	<u>ABSOLUTE</u>	<u>NORMALIZED</u>	<u>FCC Limit</u>
CARRIER	960	-15	0	N/A
SECOND	1920	-105	-90	-80
THIRD	2880	-106	-91	-80

FCC Limits: 5KW+ -80DB, 2.5KW -77DB, 1KW -73DB, 500W -70DB, 250W -67DB, 158W or less -65DB

Frequency Measurement: 960.000 kHz

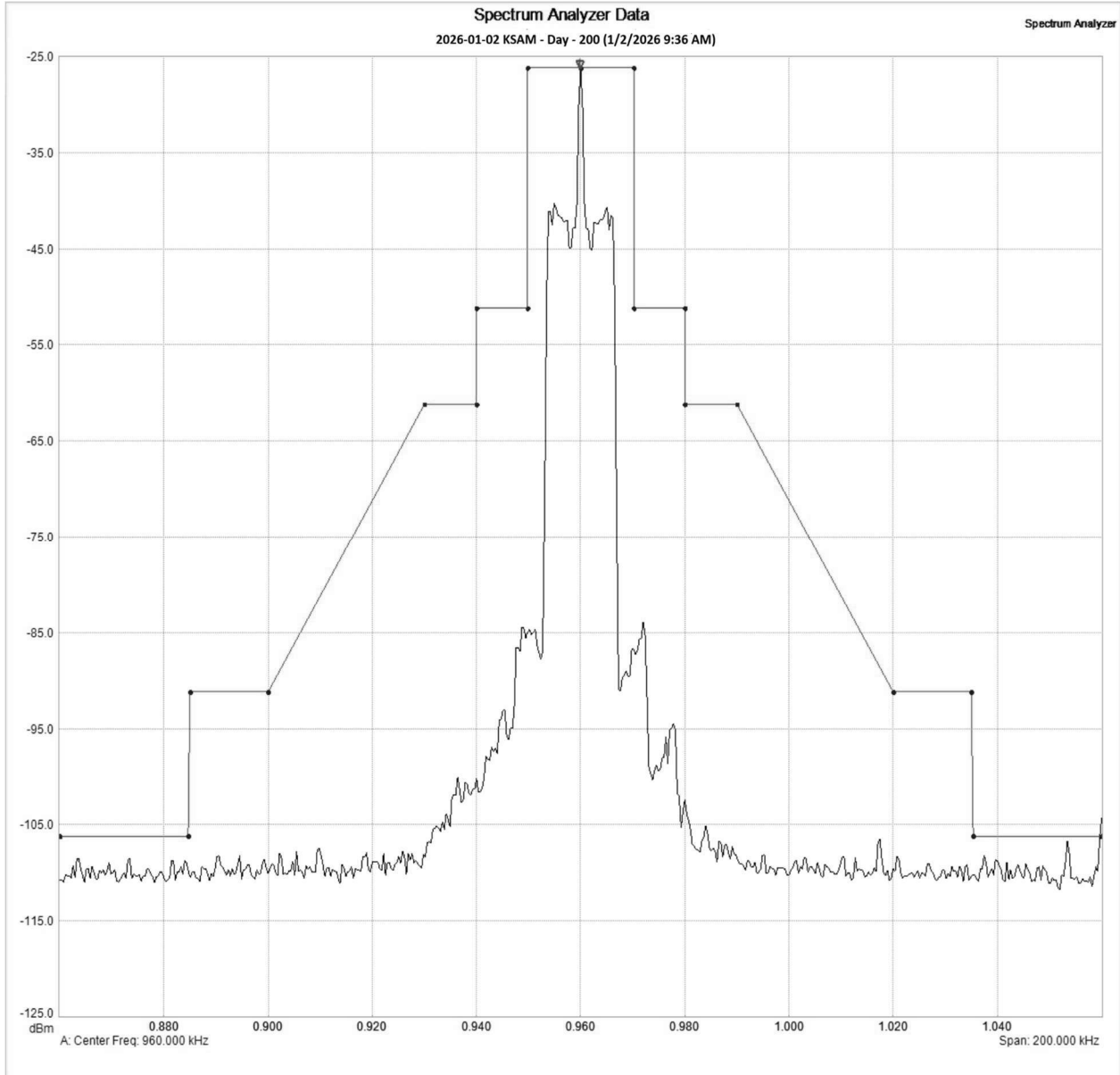
<u>PASS</u>	<u>FAIL</u>
X	

Signature: _____ Date: _____

KSAM NRSC 200 kHz Measurement Report

KSAM Communications

Prepared for: Joe Cool Engineer

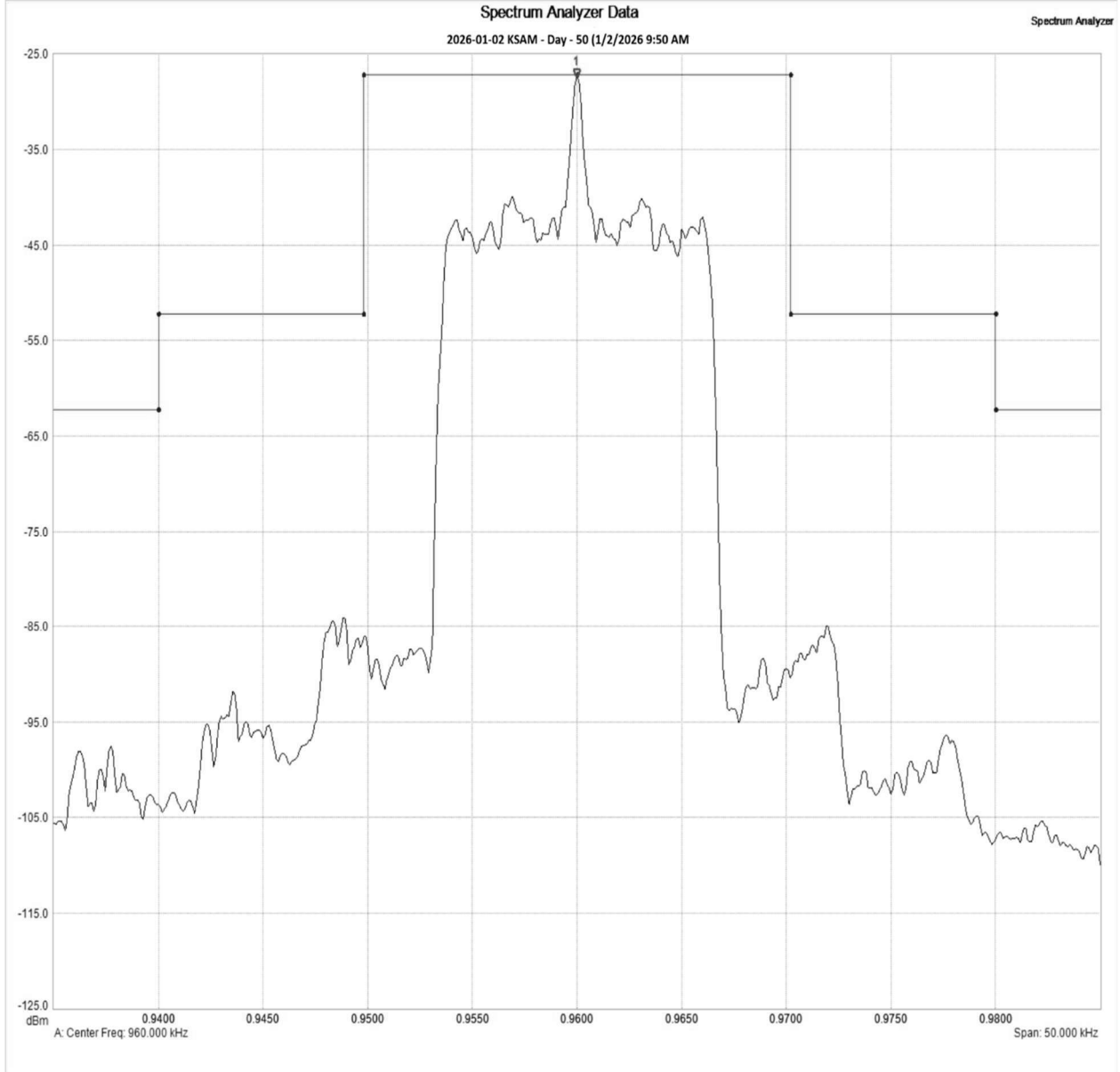


Mkr	Ref	Delta	Ref Freq	Ref Amp
1	<input checked="" type="checkbox"/>	<input type="checkbox"/>	960.000 kHz	-26.30 dBm
2	<input type="checkbox"/>	<input type="checkbox"/>	--	--
3	<input type="checkbox"/>	<input type="checkbox"/>	--	--
4	<input type="checkbox"/>	<input type="checkbox"/>	--	--
5	<input type="checkbox"/>	<input type="checkbox"/>	--	--
6	<input type="checkbox"/>	<input type="checkbox"/>	--	--

KSAM NRSC 50 kHz Measurement Report

KSAM Communications

Prepared for: Joe Cool Engineer

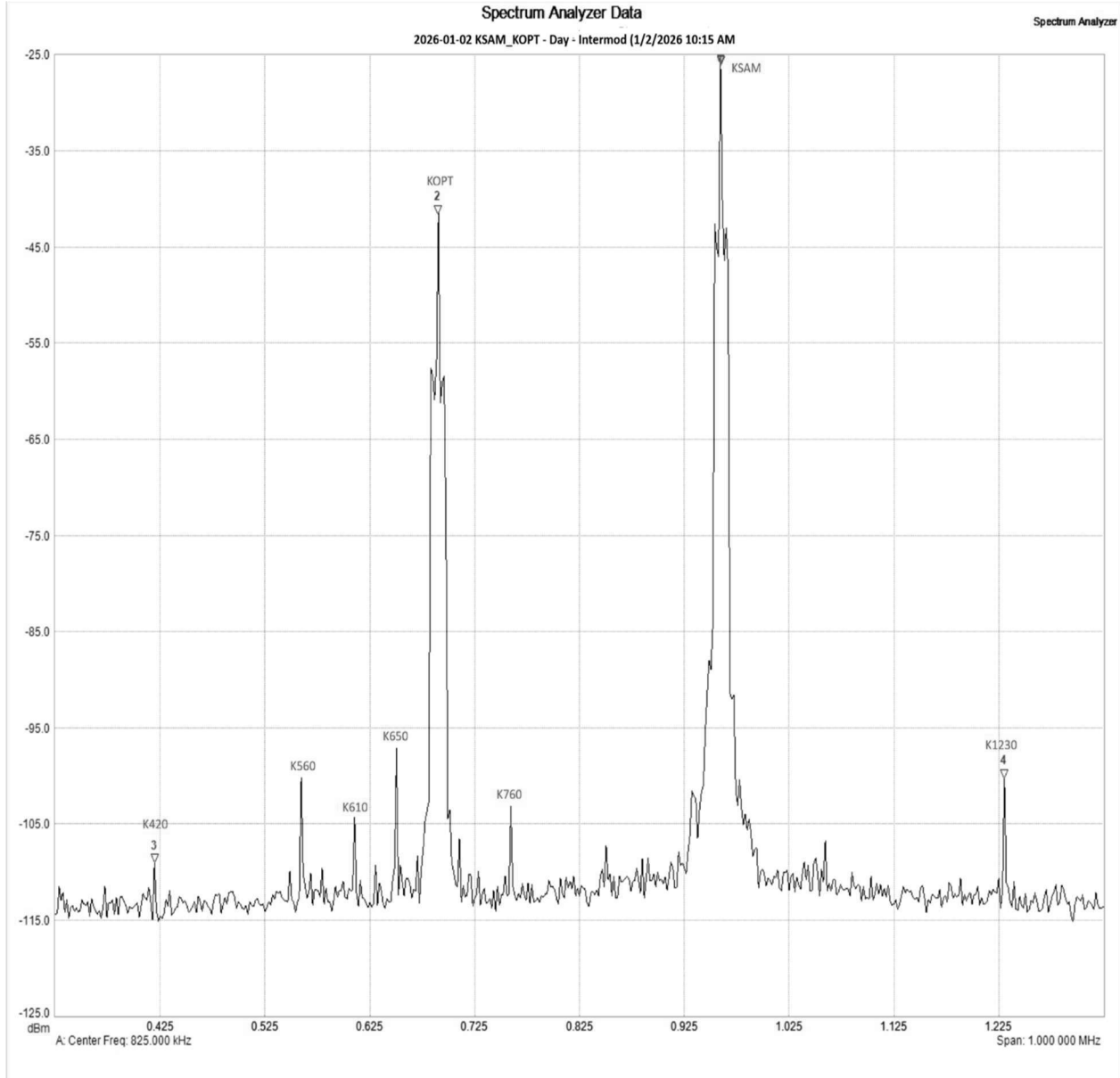


Mkr	Ref	Delta	Ref Freq	Ref Amp
1	<input checked="" type="checkbox"/>	<input type="checkbox"/>	960.000 kHz	-27.51 dBm
2	<input type="checkbox"/>	<input type="checkbox"/>	--	--
3	<input type="checkbox"/>	<input type="checkbox"/>	--	--
4	<input type="checkbox"/>	<input type="checkbox"/>	--	--
5	<input type="checkbox"/>	<input type="checkbox"/>	--	--
6	<input type="checkbox"/>	<input type="checkbox"/>	--	--

KSAM NRSC Intermod Measurement Report

KSAM Communications

Prepared for: Joe Cool Engineer

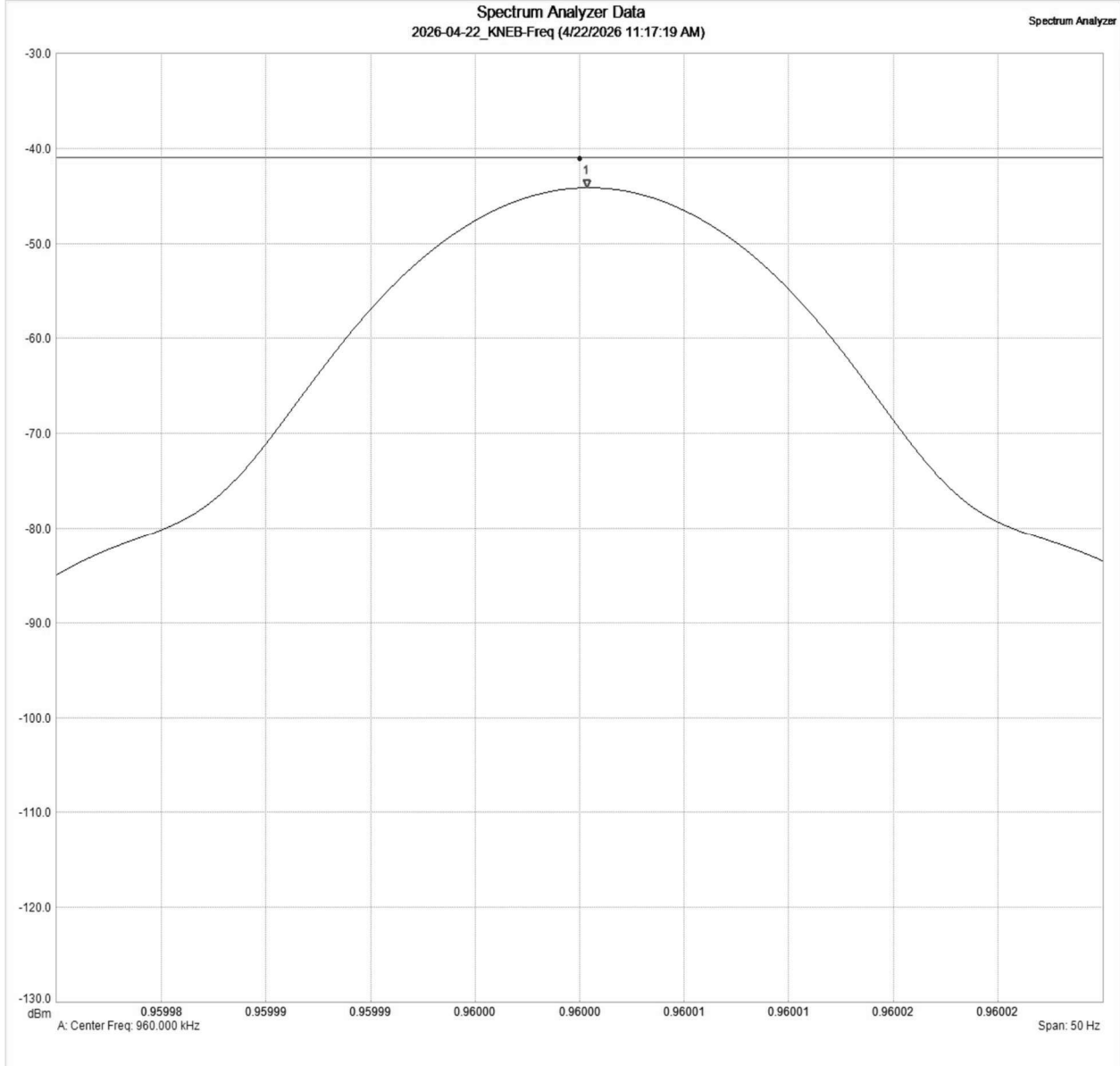


Mkr	Ref	Delta	Ref Freq	Ref Amp
1	<input checked="" type="checkbox"/>	<input type="checkbox"/>	960.000 kHz	-26.02 dBm
2	<input checked="" type="checkbox"/>	<input type="checkbox"/>	690.000 kHz	-41.56 dBm
3	<input checked="" type="checkbox"/>	<input type="checkbox"/>	420.000 kHz	-109.01 dBm
4	<input checked="" type="checkbox"/>	<input type="checkbox"/>	1.230 000 MHz	-100.24 dBm
5	<input type="checkbox"/>	<input type="checkbox"/>	--	--
6	<input type="checkbox"/>	<input type="checkbox"/>	--	--

KSAM NRSC Frequency Measurement Report

KSAM Communications

Prepared for: Joe Cool Engineer



Mkr	Ref	Delta	Ref Freq	Ref Amp
1	<input checked="" type="checkbox"/>	<input type="checkbox"/>	960.000 kHz	-44.15 dBm
2	<input type="checkbox"/>	<input type="checkbox"/>	--	--
3	<input type="checkbox"/>	<input type="checkbox"/>	--	--
4	<input type="checkbox"/>	<input type="checkbox"/>	--	--
5	<input type="checkbox"/>	<input type="checkbox"/>	--	--
6	<input type="checkbox"/>	<input type="checkbox"/>	--	--

